


The Mouse






Author : Sara Koenig

Company: Momma's J.A.M. Pack Crochet Word Charts

Contact: www.crochetwordcharts.com

Graph Size: 35 by 35

Note: Yards are an estimate. These figures will vary person to person.

Brand	Color	Stitch	Stitches	Approx. Yards
I Love This Yarn	 Red	SC	233	38
I Love This Yarn	 Yellow	SC	22	3
I Love This Yarn	 Black	SC	284	47
I Love This Yarn	White	SC	686	114

- This Pattern is Written For TSS (Tunisian Simple Stitch).
- This document will not teach you tss. It contains a pattern only
- This document is designed so that it can easily be printed off in sections.

You may sell products created with this pattern, however you cannot Sell, Copy or Share the pattern

Instructions: This pattern is written for tss. It is written top to bottom, right to left.

Each row represents the draw loops plus the return row. DO NOT CH or turn at the end of the row.

CHAIN amount is the same as the amount of stitches, meaning NO extra chain on foundation chain.

Row 1: (R to L)	35						
Row 2: (R to L)	35						
Row 3: (R to L)	35						
Row 4: (R to L)	35						
Row 5: (R to L)	6	6	11	6	6		
Row 6: (R to L)	5	7	11	7	5		
Row 7: (R to L)	4	9	9	9	4		
Row 8: (R to L)	3	12	5	12	3		
Row 9: (R to L)	3	12	5	12	3		
Row 10: (R to L)	3	12	5	12	3		
Row 11: (R to L)	3	29	3				
Row 12: (R to L)	3	29	3				
Row 13: (R to L)	3	29	3				
Row 14: (R to L)	3	29	3				
Row 15: (R to L)	4	27	4				
Row 16: (R to L)	5	25	5				
Row 17: (R to L)	7	21	7				
Row 18: (R to L)	7	21	7				
Row 19: (R to L)	7	21	7				
Row 20: (R to L)	7	5	1	9	1	5	7
Row 21: (R to L)	7	4	3	7	3	4	7
Row 22: (R to L)	7	4	3	7	3	4	7
Row 23: (R to L)	7	4	3	7	3	4	7
Row 24: (R to L)	8	4	1	9	1	4	8
Row 25: (R to L)	9	17	9				
Row 26: (R to L)	9	17	9				

Row 27: (R to L)	10	15	10
Row 28: (R to L)	10	15	10
Row 29: (R to L)	12	11	12
Row 30: (R to L)	14	7	14
Row 31: (R to L)	14	7	14
Row 32: (R to L)	35		
Row 33: (R to L)	35		
Row 34: (R to L)	35		
Row 35: (R to L)	35		